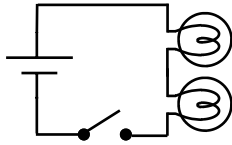


Types of Circuits and Ohm's Law

Types of Circuits

Series circuits have all only one path for the electricity to flow.

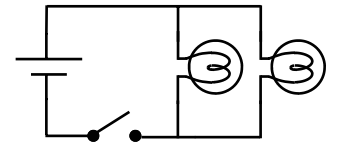


Two lightbulbs in series. Each light is dependent on the other.

If any part of a series circuit is broken, the circuit fails. If either light is unscrewed both lights will turn off.

The branches (paths) of a parallel circuit are independent. If either light is unscrewed, the other will remain on.

Parallel circuits have multiple paths for the electricity to flow.



Two lightbulbs in parallel. Each light is independent of each other.

Your house is wired in parallel, so that each light and appliance can be turned on and off independently.

Ohm's Law

$$I = \frac{V}{R}$$

Current (in amps) → **I** = $\frac{\text{Voltage (in volts)}}{\text{Resistance (in ohms)}}$

Current equals the voltage divided by the resistance.
 Also, $V = IR$ and $R = V/I$

Abbreviations:
A - Amps - current
v - volts - voltage
Ω - ohms - resistance

- Increasing voltage increases current.*
- Increasing resistance decreases current.*
- Decreasing voltage decreases current.*
- Decreasing resistance increases current.*

Ex. How much current does a 12 v battery push through a 3 Ω resistor?

$V = 12 \text{ v}$ $R = 3 \Omega$ $I = ?$	$I = \frac{V}{R} = \frac{12 \text{ v}}{3 \Omega} = 4 \text{ A}$
---	---

Ex. How strong a battery produces 2 A through a 3 Ω resistor?

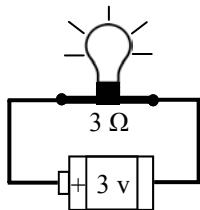
$V = ? \text{ v}$ $R = 3 \Omega$ $I = 2 \text{ A}$	$I = \frac{V}{R}$ So, $V = IR$ $= (2 \text{ A})(3 \Omega)$ $= 6 \text{ v}$
--	--

Current

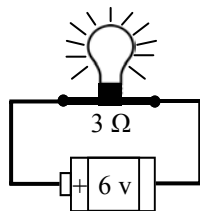
Current is moving electrons, moving charge.

Increasing current causes more electricity to move through a device.

Increasing electricity through a device causes it to work faster (in a motor) or be brighter (in a lightbulb).



Using Ohm's Law: $I = V/R$
 $I = 3\text{v}/3\Omega$
 $I = 1 \text{ A}$



Using Ohm's Law: $I = V/R$
 $I = 6\text{v}/3\Omega$
 $I = 2 \text{ A}$

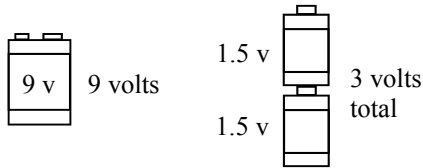
More current = brighter light.

Voltage

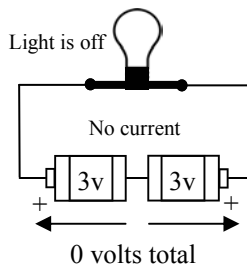
Voltage is electrical potential: how much work a battery can do.

Voltage is linked to energy:
1 volt of voltage = 1 joule of energy per coulomb of charge

To increase voltage you could use a stronger battery OR add batteries.



More voltage is like a stronger pump, giving more force and more current.

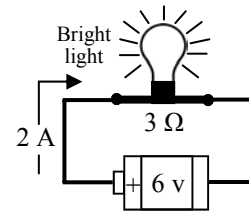


The lightbulb doesn't light here, because the two batteries are pushing *opposite directions*. To add together, batteries must be facing the same direction.

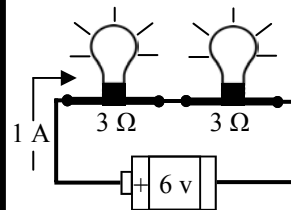
Resistance

Resistance slows down current. Think of resistance like a dam holding back water.

Adding devices in a circuit increases resistance.



$I = V/R$
 $= 6\text{v}/3\Omega = 2 \text{ A}$
 The light is bright because the 6 volts only have one light to run.

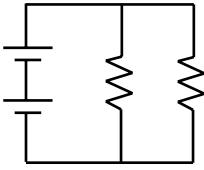
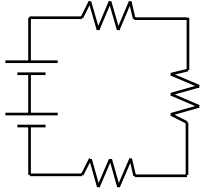
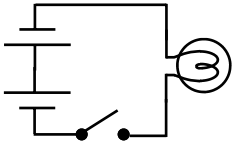
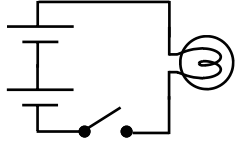


$I = V/R$
 $= 6\text{v}/6\Omega = 1 \text{ A}$
 Both lights are dimmer because the 6 volts have two lights to run.

More resistance = less current
Less current = less light

Name: _____

Period: _____

1. I = _____ 2. V = _____ 3. R = _____ 4. E = _____ 5. P = _____ 6. F = _____	4 newtons 4 amps 4 joules 4 watts 4 ohms (Ω) 4 volts	Label the diagrams as parallel or series circuits.  A. _____  B. _____								
The units for current is _____; the abbreviation is _____. The units of voltage is _____; the abbreviation is _____. The units of resistance is _____; the abbreviation is _____.		<p style="text-align: center;"><u>Series or Parallel Circuits?</u></p> <table border="0"> <tr> <td>___ Only one path for the electricity.</td> <td>___ Can turn off one light without others turning off.</td> </tr> <tr> <td>___ Dependent paths.</td> <td>___ If you turn off one light, all the lights turn off.</td> </tr> <tr> <td>___ How your house is wired.</td> <td>___ More than one path for the electricity to flow.</td> </tr> <tr> <td>___ Independent current paths.</td> <td></td> </tr> </table>	___ Only one path for the electricity.	___ Can turn off one light without others turning off.	___ Dependent paths.	___ If you turn off one light, all the lights turn off.	___ How your house is wired.	___ More than one path for the electricity to flow.	___ Independent current paths.	
___ Only one path for the electricity.	___ Can turn off one light without others turning off.									
___ Dependent paths.	___ If you turn off one light, all the lights turn off.									
___ How your house is wired.	___ More than one path for the electricity to flow.									
___ Independent current paths.										
If you increase voltage, the current will increase or decrease? If you decrease resistance, the current will increase or decrease? If the current increases, the resistance increased or decreased? If voltage is decreased, the current will increase or decrease? If the current decreases, the voltage increased or decreased? If there is more current will a light bulb be brighter or dimmer?		How much current goes through a circuit with a 12 v battery and a 3 Ω resistor? Find the current in circuit with 6 v battery and 2 resistor: How much voltage gives 5 amps of current through a 3 Ω light bulb?								
Will the lights turn on or not? And why?  										

In the Lab

Circuit 1: battery; light bulb; switch. Draw diagram: What happens if you unscrew the light bulb?	Circuit 3: 2 batteries; light bulb; switch. Draw diagram: How does the light's brightness compare to circuit 1 and why?
Circuit 2: battery; 2 light bulbs; switch. Draw diagram: How does the light's brightness compare to circuit 1 and why?	Circuit 4: 2 batteries; 2 light bulbs; switch. Draw diagram: What happens if you unscrew a light bulb? Is this a series or parallel circuit?